

Pecyn Dogfennau Cyhoeddus



The following reports are Information Items for the Education for Life Scrutiny Committee.

- 1 Elective Home Education
- 2 Budget Monitoring 2019/20.



EDUCATION SCRUTINY COMMITTEE – INFORMATION ITEM

SUBJECT: ELECTIVE HOME EDUCATION

REPORT BY: CORPORATE DIRECTOR FOR EDUCATION AND CORPORATE SERVICES

1. PURPOSE OF REPORT

- 1.1 The purpose of this report is to update Members regarding children who receive elective home education (EHE).

2. SUMMARY

- 2.1 Most children in Wales are educated in school or provision but some parents / carers chose to educate their children at home. Welsh data shows that more parents are choosing to educate their children at home.
- 2.2 There are a number of reasons parents / carers chose to home educate such as:
- Health
 - Cultural
 - Religious
 - Additional learning needs
 - Bullying
 - Flexibility
- 2.3 The right to home educate is conditional on parents providing their child with an 'efficient' and 'suitable' education. Parents are required to fulfil the requirements of section 7 of the Education Act (1996). Parents can chose to home educate at any time. If the child is enrolled at a school then they cannot be removed from roll unless written notification is received. Parents must not be encouraged to remove their child from a school.
- 2.4 Welsh Government guidance (202/2016) set outs rights and responsibilities of parents and Local Authorities (LAs). LAs have a duty to identify where a child is not receiving a suitable education (Efficient full-time education suitable to his age, ability and aptitude and to any special educational needs he may have). LA's can use school attendance orders (SAOs) to satisfy themselves that this is the case.

- 2.5 The LA has a clear elective home education (EHE) Policy and a robust process for ensuring that it is aware of children who are electively home educated (EHE), assessing 'suitability' and offering support.
- 2.6 The LA uses Strive (data management tool) to track children who are EHE.
- 2.7 Processes are reviewed in line with national and local developments.

3. RECOMMENDATIONS

- 3.1 Members are requested to note the contents of the report.

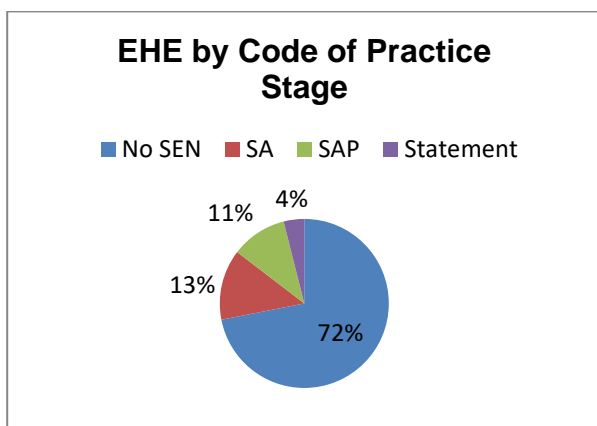
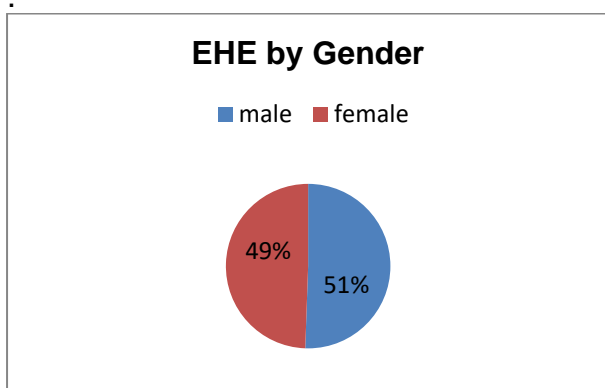
4. REASONS FOR THE RECOMMENDATIONS

- 4.1 The LA is responsible for ensuring that children who are electively home educated receive a suitable education. In this regard members of Scrutiny Committee must be aware of this cohort of young people.

5. THE REPORT

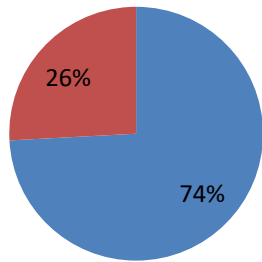
- 5.1 Most children in Wales are educated in school or provision but some parents / carers chose to education their children at home. Welsh data shows that more parents are choosing to educate their children at home.
- 5.2 There are a number of reasons parents / carers chose to home educate such as:
- Health
 - Cultural
 - Religious
 - Additional learning needs
 - Bullying
 - Flexibility
- 5.3 The right to home educate is conditional on parents providing their child with an 'efficient' and 'suitable' education. Parents are required to fulfil the requirements of section 7 of the Education Act (1996). Parents can chose to home educate at any time. If the child is enrolled at a school then they cannot be removed from roll unless written notification is received. Parents must not be encouraged to remove their child from a school.
- 5.4 Welsh Government guidance (202/2016) set outs rights and responsibilities of parents and Local Authorities (LAs). LAs have a duty to identify where a child is not receiving a suitable education (Efficient full-time education suitable to his age, ability and aptitude and to any special educational needs he may have). LA's can use school attendance orders (SAOs) to satisfy themselves that this is the case.

- 5.5 There is a clear process (in line with Welsh Government guidance) for ensuring that the LA is aware of children who are EHE. There is a requirement to write to the LA/school to inform them that the child will become EHE. Following this a visit is undertaken by an education welfare officer to establish reasons for the decision and to offer support to re-engage with education via the LA or receive an initial visit to discuss the provision of a 'suitable' education. Where no further contact is requested by parents the LA has to be satisfied that there are no safeguarding concerns. If a child has a Statement of Special Education Needs (SEN) the process of review remains in place. Families are made aware that they can approach the LA at any time to review their decision or seek advice.
- 5.6 Where a child is supported by Social Services or has a Statement of SEN this should be considered carefully in the context of a notification to EHE.
- 5.7 The LA uses Strive (vulnerability profile and data management tool) to track children who are EHE.
- 5.8 Analysis of available information shows that since 2016 178 children have received elective home education. The following charts shows an analysis by gender, SEN, FSM, year group, trends, and reasons.



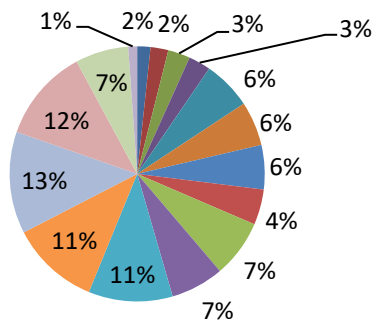
EHE by FSM

no fsm fsm

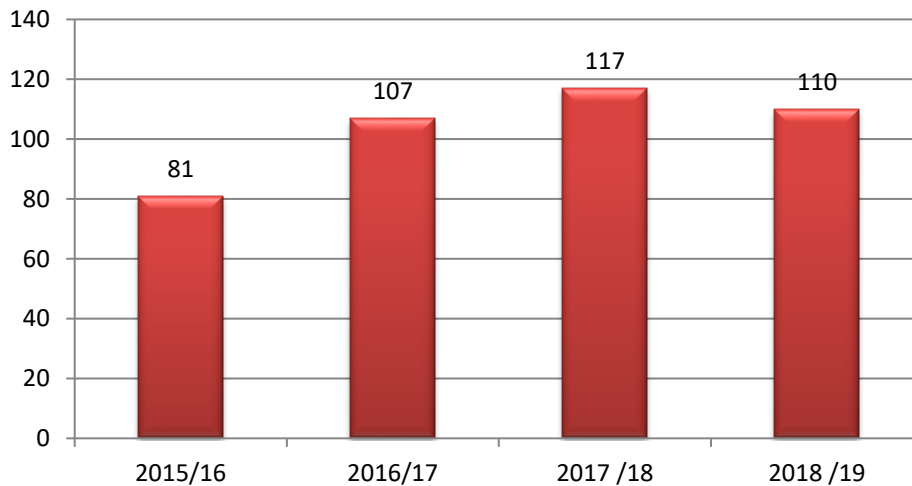


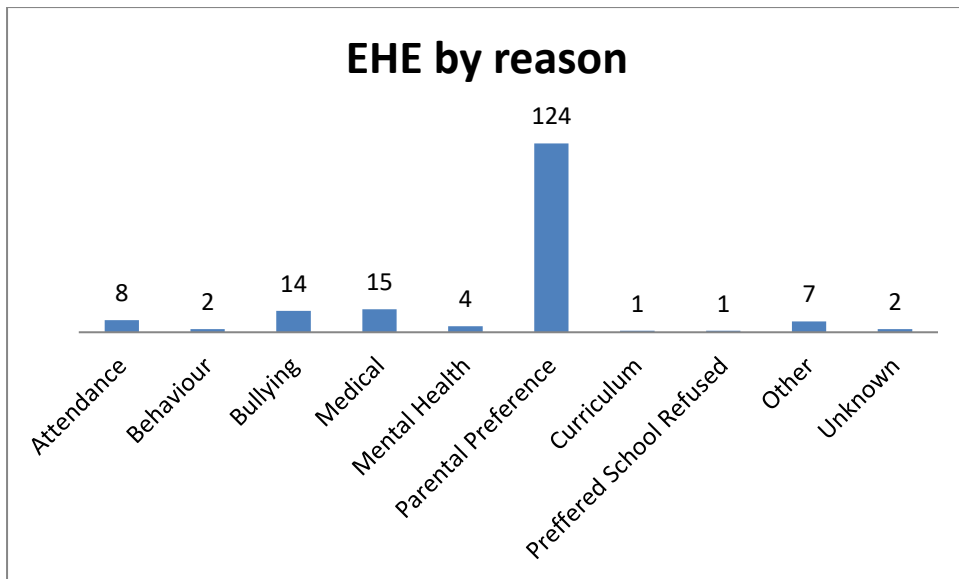
EHE by year group

N R Yr 1 Yr 2 Yr 3 Yr 4
 Yr 5 Yr 6 Yr 7 Yr 8 Yr 9 Yr 10
 Yr 11 Yr 12 Yr 13 Yr 14



EHE annual trends

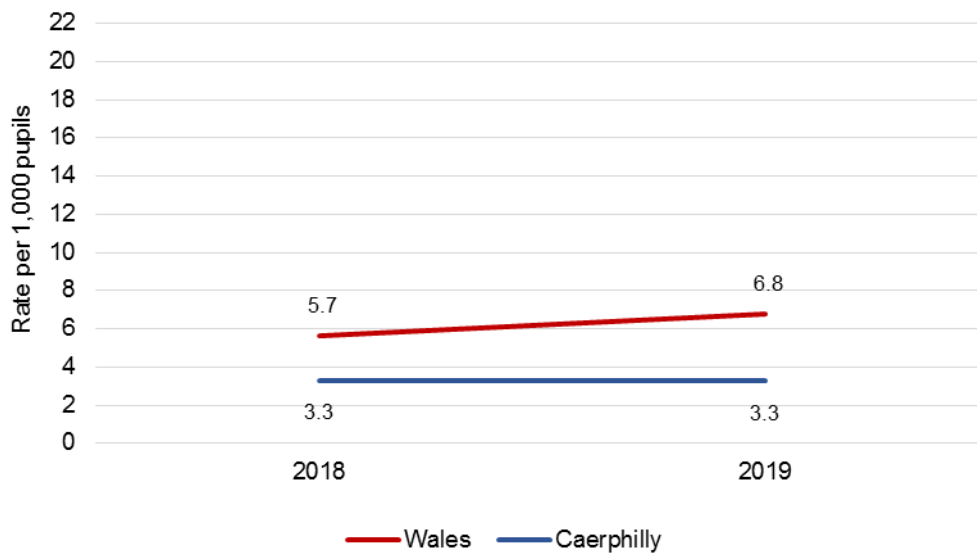




5.9 The LA will review its processes in light of the new guidance to be issued by the Welsh Government.

5.10 In comparison to all Wales figures Caerphilly has a lower rate of EHE pupils per thousand (based on the last 2 years data). Caerphilly also has a lower rate per thousand than other similar local authorities.

Rate of EHE children per 1,000 pupils (Reception - Year 11)



Comparison with two similar LAs

Authority	Caerphilly		LA1		LA2	
	2018	2019	2018	2019	2018	2019
Figures	3.3	3.3	3.9	4.7	5.4	5.7
Difference	0		0.8		0.3	
Current CCBC EHE Figures Comparison			-1.4		-2.4	

6. ASSUMPTIONS

6.1 In considering the recommendations the following assumptions have been made:

- Scrutiny members should be kept informed of how the LA fulfils its duty to ensure that children who are EHE receive a suitable education, trends in data and any changes that impact upon the LA and practice.

7. LINKS TO RELEVANT COUNCIL POLICIES

- Corporate Plan 2018 – 2023
- Service Improvement Plans

8. WELL-BEING OF FUTURE GENERATIONS

8.1 The EHE Policy contributes to the Wellbeing Goals as follows and is consistent with the five ways of working as set out in the Well-being of Future Generations (Wales) Act 2015.

- **A prosperous Wales:** Caerphilly County Borough Council is committed to ensuring that everyone living within the Borough is well educated and develop skills for life
- **A resilient Wales:** Safeguarding means protecting individual's health, well being and human rights and enabling them to live free from harm, abuse and neglect (Care Quality Commission, 2014). This process will contribute to developing resilience.
- **A healthier Wales –A more equal Wales:** The Council's Policies promote the importance of the well being and fulfilling potential.

9. EQUALITIES IMPLICATIONS

9.1 This report requires no specific equalities impact assessment.

10. FINANCIAL IMPLICATIONS

10.1 The LA is not funded for children who are electively home educated. In light of the ALN Act 2018 there are implications for the LA where children have an identified additional learning need (ALN) in term of funding appropriate provision.

11. PERSONNEL IMPLICATIONS

11.1 In light of the ALN Act there are likely to be increased demands on services and additional responsibilities linked to children who have additional learning needs.

12. CONSULTATIONS

- 12.1 The report reflects the views of the consultees based on consultations undertaken to date.

13. STATUTORY POWER

- 13.1 Well-being of Future Generations (Wales) Act 2015
Education (Wales) Act 2014
Education Act 1996
Equality Act 2010
Additional Learning Needs and Tribunal Act (2018)
Social Services and Wellbeing Act

Author: Sarah Ellis, Lead for Inclusion and ALN (elliss@caerphilly.gov.uk)

Consultees:

Christina Harrhy, Interim Chief Executive
Dave Street, Corporate Director Social Services
Richard Edmunds, Corporate Director of Education and Corporate Services
Keri Cole, Chief Education Officer
Councillor Philippa Marsden, Cabinet Member, Education and Achievement
Councillor Teresa Parry, Chair Education for Life Scrutiny Committee
Councillor Carol Andrews, Vice Chair Education for Life Scrutiny Committee
Jane Southcombe, Finance Manager - Education, Lifelong Learning & Schools
Sue Richards, Head of Education Planning and Strategy
Paul Warren, Strategic Lead for School Improvement
Sarah Mutch, Early Years Manager
Lisa Downey, Personnel Manager
Lynne Donovan, Head of People Services
Steve Harris, Interim Head of Business Improvement and Acting Section 151 Officer
Anwen Cullinane, Senior Policy Officer (Equalities and Welsh Language)
Rob Tranter, Head of Legal Service and Monitoring Officer
Ros Roberts, Performance Manager



INFORMATION REPORT FOR EDUCATION SCRUTINY COMMITTEE

SUBJECT: BUDGET MONITORING 2019/20

REPORT BY: CORPORATE DIRECTOR FOR EDUCATION & CORPORATE SERVICES

1. PURPOSE OF REPORT

- 1.1 To outline the projected 2019-20 outturn position for the Directorate of Education and Lifelong Learning (LL), based on the most recent information available.

2. SUMMARY

- 2.1 The report identifies projected under / overspends currently forecast for 2019-20 (full details attached in Appendix 1), together with an update with regards to any issues relating to the progress of the 2019/20 savings targets.

3. RECOMMENDATIONS

- 3.1 Members are requested to note the contents of this report.

4. REASONS FOR THE RECOMMENDATIONS

- 4.1 To ensure that Members are fully informed with regards to the 2019-20 projected revenue spend position for Education & Lifelong Learning.
- 4.2 The Council Budget is based on the achievement of both expenditure and income targets. In order to ensure that these are met and that the Council's financial integrity is maintained Directors are required to review income and expenditure trends.

5. THE REPORT

- 5.1 The report deals with the budget monitoring information for Education and Lifelong Learning (LL). The revenue position for the Directorate is summarised in Appendix 1, with a breakdown split across 3 areas, Schools Related, Education related and Lifelong Learning (LL) related respectively. To advise the Directorates original budget for 2019-20 has been increased by an amount of £190,867 following management responsibility for the Safeguarding Team transferring into Education from Social Services.
- 5.2 The projected outturn position is based on actual income and expenditure details to the end of July 2019, together with data used to forecast income and expenditure. Account is also taken of the outturn position for previous years and information available following discussions with Managers.
- 5.3 A net overspend of £162k is currently forecast, details with regards to each of the service

areas are outlined below. Members are advised that the projected outturn position for Corporate Services is an underspend of £1,515k, consequently overall the projected outturn position for Education and Corporate Services is an underspend of £1,353k. The details with regards to the Corporate Services position will be reported to Policy & Resources Committee on October 1st 2019.

5.4 The main variances in excess of £40k relate to the following:

	£'000 (Under / (Over))
Early Years (Rising 3's)	(43)
Management & Support Services	(70)
Education Welfare Service	46
Language Support Primary	50
EOTAS, Addn Support & Out of County	(536)
Early Years Central Team	124
School Improvement	(52)
Music Service	106
Net Other (Details in Appendix 1)	213
<hr/>	
Total	(162)

5.4.1 The spend on Early Years – Rising 3's is very much demand led, as it is driven by the number of age 3 pupils who access nursery provision in the term following their 3rd birthday. This can vary from year to year, with spend based on the birth rate and parental choice with regards to accessing this “early” provision. Current spend and projections indicate an increase in uptake in 2019-20, consequently based on recent trends the current projection is an overspend of £43k.

5.4.2 Whilst Management & Support Service costs are showing a projected overspend of £70k, this is made up of a number of variances within this budget line, the most significant are as follows:

	£'000 (Under / (Over))
Vacant Properties (Pontllanfraith & Cwmcarn)	(81)
Income Target – P&S (MTFP 2019-20)	(29)
In Year Salary Savings	14
Net Other	32
<hr/>	
Total	(70)

The spend on vacant properties relates predominately to costs associated with security, key holding responsibilities and call outs on the Pontllanfraith (£66k) and Cwmcarn (£15k) former school sites. There is no specific budget provision within the Directorate to support such costs.

Current projections indicate that the additional income target (£29k) identified as part of the MTFP savings targets for 2019-20 will not be achieved against this budget line in 2019-20.

In 2019-20, in year staff vacancies, some of which form part of MTFP savings proposals for

future years are contributing towards an in year saving and also funding, on a one off basis, the part year cost of a “new” post essential to support the Authority’s 21st Century Strategy.

- 5.4.3 The underspend in the Education Welfare Service relates to a recent restructure, which is contributing £28k to on-going savings for the Directorate, plus a one-off in year vacancy gap saving. Similarly the variance within the Language Support Team links largely to an in year vacancy (£33k), which is part of savings proposals for future year savings.
- 5.4.4 The significant cost pressure within the Directorate continues to be in relation to the EOTAS (Education Other Than at School) provision. The provision accommodates learners who are unable to attend and learn in a mainstream school setting. In reviewing the continuum of additional support provided to pupils, our alternative EOTAS provision and Out of County Placements, the projected overspend against this budget heading, for our most vulnerable learners, is currently estimated at £536k. A review of demand, costs and structures is on-going. This area of service has been a significant budget pressure in recent years and this was recognised as part of the Authority’s Budget Strategy for 2019-20 with budgetary growth of £800k. Despite this budgetary growth the current projection indicates an on-going budgetary pressure. In 2018-19, this area of the budget reported an overspend of £1.2m.
- 5.4.5 The projected underspend against the Early Years Central Team is due to the success of the team in accessing specific grant funding to support staff related costs. This grant funding relates to a number of Welsh Government grants (Flying Start / Early Implementer Childcare / Childcare & Healthy Schools), it is contributing towards the costs of staff that are covering specific vacancies. At this point the continuation of some of this grant funding remains uncertain for future years.
- 5.4.6 The variance in school improvement spend, relates to targeted English & Mathematics support (in Secondary Schools) which ended at the end of academic year 2018-19.
- 5.4.7 The variance against the Music Service budget relates primarily to vacant posts, which form part of future MTFP savings proposals.

5.5 Progress Made Against the 2019/20 Revenue Budget Savings Targets

- 5.5.1 The 2019/20 revenue budget settlement for Education and Lifelong Learning included a specific savings target of £3,354k (including Schools). Excluding specific direct savings against the Schools formula budget, the target for the Directorate was circa £1,007k. Managers have progressed implementation of the targets set and whilst there are a few concerns linked to a £29k income target (detailed in the Report); an increased pressure in year against the budget for Rising 3’s provision, the budget was reduced as part of the 2019-20 savings; a short term pressure linked to a school improvement initiative and a £50k staff related saving linked to the Library Service staffing model there are currently no significant issues causing concern. The impact of all these budget pressures has been referenced in the narrative of this report and the projected outturn position for 2019-20.

6. ASSUMPTIONS

- 6.1 The projected outturn position is based on actual income and expenditure details to the end of July 2019, together with data used to forecast future income and expenditure. Account is also taken of the outturn position for previous years and information available following discussions with Managers.

7. LINKS TO RELEVANT COUNCIL POLICIES

7.1 The report identifies how the Directorate intends using the allocated resources to ensure that key strategies are achieved. The content of this report is in accordance with the budget and medium term financial strategy, considered and approved by Council on 21st February 2019.

7.2 Effective financial planning and financial controls contribute to the Well-being Goals within the Well-being of Future Generations Act (Wales) 2015. In particular as follows:

A healthier Wales, supporting vulnerable learners can improve their well-being and educational achievement.

A more equal Wales, a society that enables people to fulfil their potential no matter what their background is; and

A Wales of cohesive communities, improving quality of life with attractive, viable, safe and well connected communities.

8. WELL-BEING OF FUTURE GENERATIONS

8.1 Effective financial management is a key element in ensuring that the Well-being Goals within the Well-being of Future Generations Act (Wales) 2015 are met.

9. EQUALITIES IMPLICATIONS

9.1 Equality Impact Assessments (EIA's) have been completed for all the savings proposals in 2019/20 that were anticipated to have a public impact.

10. FINANCIAL IMPLICATIONS

10.1 In summary, based on information currently available there is a projected revenue overspend for Education & Lifelong Learning of £162k. This overspend position is significantly impacted by the current projected spend position for our most vulnerable learners (EOTAS / Additional Support / Out of County).

10.2 In 2019/20 there are; a number of one off savings which have assisted with regards to reducing the projected overspend position, most notably in year staff vacancies (including some linked to future savings proposals) and additional grant income linked to staff.

10.3 Overall the current projected outturn position for Education & Corporate Services is an underspend of £1,353k.

11. PERSONNEL IMPLICATIONS

11.2 In 2019-20 the Directorate will continue with the strategy of prudent vacancy management.

11.3 The budget proposals include provision to pay the living wage and provide growth to support the new pay and grading structure, as agreed by Council.

11.4 Where staff reductions are required as a consequence of savings proposals the Council will firstly try to achieve this through "natural wastage" and not filling vacancies. However where this is not possible then every opportunity will be taken to find alternative employment through the Council's redeployment policy. The Council will also utilise other policies as appropriate

e.g. voluntary severance.

12. CONSULTATIONS

12.2 There are no consultation responses that have not been reflected in this report.

13. STATUTORY POWER

13.1 Local Government Act 1972.

Author: Jane Southcombe, Finance Manager (Education, Lifelong Learning & Schools)

E-mail: southj@caerphilly.gov.uk

Consultees: Richard Edmunds, Corporate Director, Education and Corporate Services
Keri Cole, Chief Education Officer
Sue Richards, Head of Service – Education, Planning & Strategy
Sarah Ellis, Lead for Inclusion & ALN
Sarah Mutch, Early Years Manager
Paul Warren, Strategic Lead for School Improvement
Councillor Philippa Marsden, Cabinet Member for Education and Achievement
Steve Harris, Interim Head of Business Improvement Services & Section 151
Rob Tranter, Head of Legal Services
Councillor Barbara Jones, Deputy Leader and Cabinet Member for Finance, Performance and Governance
Mike Eedy, Finance Manager (Environment Directorate)
Anwen Cullinane, Senior Policy Officer (Equalities & Welsh Language)
Julie Baker, Principal Finance Officer (Schools)
Mike Lewis, Principal Accountant Education
Dave Roberts, Principal Accountant (Financial Advice and Support)
Lynne Donovan, Head of People Services

Appendix 1: Projected Revenue Outturn Figures 2019-20.

EDUCATION & LIFELONG LEARNING	Original Estimate 2019-20 £	Revised Estimate 2019- 20 £	Estimated Outturn 2019-20 £	Variance Under (Over) 2019-20 £
<u>SUMMARY</u>				
SCHOOLS RELATED	110,835,264	110,835,264	110,819,408	15,856
EDUCATION	15,343,426	15,534,293	15,786,078	(251,785)
LIFELONG LEARNING	4,026,904	4,026,904	3,952,807	74,097
TOTAL SERVICE EXPENDITURE (Revenue)	130,205,594	130,396,461	130,558,293	(161,832)

EDUCATION & LIFELONG LEARNING	Original Estimate 2019-20 £	Revised Estimate 2019-20 £	Estimated Outturn 2019-20 £	Variance Under (Over) 2019-20 £
<u>SCHOOLS RELATED</u>				
Individual Schools Budget	106,956,137	106,956,137	106,956,137	0
Post 16 Initiative (Grant Income)	(3,792,288)	(3,792,288)	(3,792,288)	0
Earmarked Formula Funding (inc. Joint Use Sites)	202,728	202,728	184,008	18,720
Schools LMS Contingencies	112,311	112,311	112,311	0
Other Direct School Related				
Learning Support Staff Registration Fee	20,163	20,163	18,495	1,668
PFI Funding Gap	332,103	332,103	332,103	0
PFI Building Maintenance	49,388	49,388	49,388	0
Key Stage 2 Funding (Former Grant)	1,499,420	1,499,420	1,465,813	33,607
Secondary Additional Funding	1,084,898	1,084,898	1,084,898	0
School Meal Admin. Utility & Telephone	423,563	423,563	420,455	3,108
Relief Supply Cover (SRB's & Maternity)	490,420	490,420	495,758	(5,338)
Police Checks	60,825	60,825	64,808	(3,983)
Copyright and Licensing (Schools)	71,128	71,128	70,093	1,035
	4,031,908	4,031,908	4,001,811	30,097
Early Years (Rising 3's)	836,649	836,649	879,349	(42,700)
Education Improvement Grant - Match Funding	631,964	631,964	631,964	0
Early Retirement Pension Costs of School Based Staff	1,855,855	1,855,855	1,855,855	0
Home to School / College Transport			(9,739)	9,739
<u>EXPENDITURE TO DIRECTORATE SUMMARY</u>	110,835,264	110,835,264	110,819,408	15,856

EDUCATION & LIFELONG LEARNING	Original Estimate 2019-20 £	Revised Estimate 2019-20 £	Estimated Outturn 2019-20 £	Variance Under (Over) 2019-20 £
EDUCATION				
Management & Support Service Costs	1,068,194	1,068,194	1,138,193	(69,999)
Social Inclusion				
Psychological Service	478,670	478,670	462,833	15,837
Behaviour Support	179,856	179,856	169,317	10,539
Education Welfare Service	368,657	368,657	322,213	46,444
Youth Offending Team	52,906	52,906	52,906	0
Safeguarding	0	190,867	157,535	33,332
School Based Counselling	286,393	286,393	284,632	1,761
	1,366,482	1,557,349	1,449,436	107,913
Additional Learning Needs				
ALN Advisory Support Service	241,787	241,787	236,199	5,588
Learning Support	0	0	(6,926)	6,926
Professional/Statementing	99,649	99,649	116,693	(17,044)
Language Support Primary	443,881	443,881	393,658	50,223
Specialist Resources	43,378	43,378	43,470	(92)
ALN Improvement Initiative	357,865	357,865	357,865	0
Childrens Centre	32,300	32,300	33,606	(1,306)
SNAP Cymru	43,266	43,266	43,266	0
Outreach Trinity Fields	52,457	52,457	52,457	0
Speech Therapy	58,415	58,415	58,415	0
SENCOM (Sensory Service)	709,512	709,512	709,512	0
Autism	203,737	203,737	203,737	0
	2,286,247	2,286,247	2,241,952	44,295
Learning Pathways Partnership & EOTAS				
14 - 19 Initiative (Transport Costs)	154,013	154,013	130,000	24,013
	154,013	154,013	130,000	24,013
EOTAS, Additional Support & Out of County Provision	8,492,899	8,492,899	9,028,734	(535,835)
Early Years Provision & Support				
Early Years Central Team	370,840	370,840	246,840	124,000
	370,840	370,840	246,840	124,000

EDUCATION & LIFELONG LEARNING	Original Estimate 2019-20 £	Revised Estimate 2019-20 £	Estimated Outturn 2019-20 £	Variance Under (Over) 2019-20 £
LEI Service Provision				
SACRE	2,570	2,570	2,570	0
Outdoor Education Advisor SLA	30,278	30,278	30,278	0
School Improvement	0	0	51,983	(51,983)
Music Service	511,322	511,322	405,510	105,812
WJEC & Subscriptions	39,561	39,561	39,561	0
	583,731	583,731	529,902	53,829
Education Achievement Service (EAS) & Regional Grant Match Funding				
Contribution to EAS Joint Working	1,021,020	1,021,020	1,021,021	(1)
	1,021,020	1,021,020	1,021,021	(1)
EXPENDITURE TO DIRECTORATE SUMMARY	15,343,426	15,534,293	15,786,078	(251,785)
LIFELONG LEARNING				
Adult Education	101,600	101,600	80,420	21,180
Youth Service	1,337,096	1,337,096	1,313,504	23,592
Library Service	2,496,123	2,496,123	2,467,123	29,000
LLL Insurance & Non Operational Property/Land	92,085	92,085	91,760	325
EXPENDITURE TO SERVICE SUMMARY	4,026,904	4,026,904	3,952,807	74,097